

An Intelligent And Robust Digital Image Watermarking Scheme For Security Enhancement

***VenkataSubba Reddy K**

*Assistant Professor, Dept., of ECE, SSJ College of Engineering, Hyderabad, Telangana, India.
subvish@gmail.com*

*Corresponding Author: *VenkataSubba Reddy K*

Abstract: *This paper intends to design a new watermarking algorithm with an aim of provision of a tradeoff between the robustness and imperceptibility and also to reduce the information loss. This approach applies Integer Wavelet Transform (IWT) instead of conventional floating point wavelet transforms which are having main drawback of round of error. The main objective of IWT is to reduce the information loss which is the main drawback with conventional floating point wavelet transforms. PSO is utilized to optimize the strength of watermarking constant such that there should be a trade-off between the robustness and the imperceptibility. Simulation is carried out over various images and also over various attacks. An optimized alpha value is selected by considering all the attacks through PSO algorithm. Numerous experiments are conducted over the proposed approach to evaluate the performance. The obtained experimental results demonstrates that the proposed approach is superior compared to conventional approach and is able to provide efficient resistance over Gaussian noise, salt & pepper noise, median filtering, cropping, rotation, contrast enhancement, scaling and Histogram Equalization attacks.*

Index Terms: Image watermarking, IWT, PSO, SVD, PSNR, NC, SSIM.

I. Introduction

In recent years, the design of robust techniques has become an important field for providing a certain degree of security and content verification of multimedia documents. Users can readily offer their creative digital multimedia data on Internet, including audio, image, video or animation in several multimedia applications. Consequently, an emerging problem is to prohibit unauthorized duplication and dissemination of copyrighted multimedia materials. Nowadays, digital image watermarking has been developed to solve the problem for copyright protection and content verification of multimedia data [1–3]. It allows owners to hide their ownership rights and access controls into their original images. The ownership rights or access controls are called watermarks which can be various data formats such as logos, tags, sound or any other copyright information. Image watermarking can be roughly classified into several categories according to the domain they are developed, reference to host image, visibility, and robustness. For the case of watermark embedding, watermarking techniques can be developed in three domains, spatial, frequency and blend domains. Spatial domain methods embed a watermark via modifications to the pixel values of an original image. Frequency-domain schemes embed a watermark via modifications to the coefficients of the corresponding transformed-domain image of an original image. Blend-domain techniques have been developed in both spatial and frequency domains, which simultaneously take the advantages of the spatial domain and frequency-domain. Similarly, the watermark extraction techniques are also classified into blind, semi-blind and non-blind types. Blind image watermarking techniques doesn't consider the original image during retrieval [4]. Semi-blind image watermarking just requires partial information such as watermark or extra information during retrieval. Finally, the non-blind image watermarking techniques require original images during extraction process. However, non-blind image watermarking technique introduces an ambiguity problem, i.e., the original image was provided by authorized user or an unauthorized user. There is a possibility to attack by providing the original image to watermarking technique at extraction process. This is termed as ambiguity attack [1]. However, the semi-blind and blind watermarking techniques don't have this ambiguity problem. Thus, generally, blind and semi-blind image watermarking techniques are preferred. Robustness and imperceptibility are the two properties generally considered during the design of any image watermarking technique. The imperceptible watermarking is the ability to not distinguish the watermarked image and original image. On the other hand, robust watermarking is the ability to detect the watermark image effectively from the watermarked image even under different transformations and also under different attacks.

This paper proposes a novel image watermarking technique based on Integer Wavelet Transform (IWT) and Particle Swarm Optimization (PSO). Compared to the conventional wavelet transforms, the IWT reduces the information loss in the extracted watermark. Since, there is problem of round of error in the conventional wavelet transforms; there is possibility of information loss. PSO is an optimization algorithm,

used to optimize the watermarking constant, alpha. To show the efficiency of proposed approach, various images were processed for testing. Finally, the robustness of proposed approach was tested by applying various attacks on the watermarked image.

The rest of the paper is organized as follows: section II illustrates the complete details about the related work. Section III illustrates the details about the indents of proposed watermarking technique such as particle swarm optimization, integer wavelet transform and the singular value decomposition. The complete detail of proposed watermarking methodology is illustrated in section IV. The performance evaluation of proposed approach is described in section V. a comparative analysis carried out between proposed and an earlier approach is also represented in this section. Finally, section VI concludes the paper.

II. Related Work

Generally, the image watermarking aims to achieve so many requirements such as robustness, imperceptibility, payload, security etc. Depends on the requirement, the watermarking technique can be developed. In the recent days, most of the work is focusing towards the improvisation of robustness and imperceptibility due to the enhanced multimedia applications. In the past decades, a lot of watermarking algorithms have been developed in transform domain, for example, discrete cosine transforms (DCT) [5] and discrete wavelet transforms (DWT) [6]. Comparing DWT for JPEG2000 with DCT for JPEG, DWT has merits such as no blockiness, fast processing time, and high compression ability; the robust watermarking scheme based on DWT has attracted great interest. Wavelet-based watermarking scheme can be classified into two categories: wavelet tree-based watermarking methods and block-based DWT watermarking methods. The wavelet tree-based watermarking methods are generally using the energy difference among grouped wavelet coefficients for invisible watermark embedding and extraction [7–11]. Wang and Lin [7] grouped two wavelet trees into a so-called super tree, and each bit is embedded into two super trees. Lien and Lin [8] improved Wang's method by using four trees to represent two watermark bits in order to improve visual quality. Wu and Huang [9] embedded the watermark into the super trees by structure-based quantization method. Compared to the unquantized super tree, the quantized version has strong statistical character in energy distribution, which can be used to extract watermark bits. Tsai [10] enhanced the security of wavelet tree quantization watermarking scheme by adopting the chaotic system. Run et al. [11] embedded a watermark bit in the maximum wavelet coefficient of a wavelet; this is different from those in [7–9] which use two trees to embed a watermark bit. And the embedding method modifies the magnitude of the significant difference between the two largest wavelet coefficients in a wavelet tree to improve the robustness of the watermarking. On the other hand, some researches embed a watermark using block-based DWT [12–17]. Davoine [12] proposed the watermarking methods based on the triplets and rectangular blocks of significant wavelet coefficients. Zhang et al. [13] divided the original image into blocks and transformed them into a DWT domain. The watermark is embedded by using the mean and the variance of a subband to modify the wavelet coefficient of a block. Khelifi et al. [14] proposed an adaptive blind watermarking method based on DWT. The host image is separated into non-overlapping blocks classified as uniform or non-uniform blocks using a JND-based classifier. The watermark is embedded in the high subband of each block according to its classification. In [15], the block-based watermarking in the wavelet domain is proposed. They applied the significant difference between the first and second greatest coefficients to distinguish the bipolar watermark. Verma and Jha [16] Improved significant difference-based watermarking technique using lifting wavelet coefficients. In [17], the embedding algorithm hides a watermark bit in the low-low (LL) subband of a target non-overlap block of the host image by modifying a coefficient of U component on SVD version of the block. The above-mentioned methods focused on locating the significant DWT component as embedding candidates and formulate appropriate strategy to modulate them without raising perceptual distortion. However, watermark extraction scheme is also critical for watermarking methods. In watermarking process, watermarking constant will plays an important role. It defines the strength of watermarking technique. If the selection of watermarking constant is optimal, it directs to the robust and imperceptible watermarking. Hence, there is a need of proper selection of watermarking constant. Generally artificial intelligence techniques will be used for optimization purpose. In [23], a watermarking approach was proposed based on Genetic Algorithm (GA). In [23], GA was used for the selection of watermarking constant. Recently, particle swarm optimization (PSO) was evolved into the watermarking system. PSO is an intelligent algorithm that using the stochastic, population-based computer algorithm for problem solving. Zheng [18] applied the PSO to search the embedding location of the integer DCT coefficients in a block to optimize the requirement of imperceptibility and robustness in watermarking. Vahedi [24] utilized the PSO method to search for the optimal energy of embedding watermark to balance the quality and robustness of watermarked image. Hai Tao [19] applied PSO for the optimization of scaling factors to improve the robustness of watermarking scheme. 3-level DWT is used for feature extraction and PSO for optimization. Though the PSO was used, there is a non-recoverable information loss due to the 3-level DWT.

III. Basics Of Watermarking

A. Particle Swarm Optimization

PSO is an evolutionary computational model and is developed by Kennedy [20] for problem solving. They simulated birds' swarm behavior in this model, and made every particle in the swarm move iteratively according to its historical experience and the best experience of the whole swarm. At the end of the simulation, the best experience of the whole swarm is the best solution for objective function. The swarm is modeled by particles in d-dimensional search space. Every particle i has its own position p_{id} and velocity v_{id} . These particles search for optimal value of a given objective function iteratively, then keep track of their individual best positions p_{id}^{best} and find the global best position p_{gid}^{best} from all best positions through a search space.

$$v_{id} = w \times v_{id} + c_1 \times rand() \times (p_{id}^{best} - \chi_{id}) + c_2 \times rand() \times (p_{gid}^{best} - \chi_{id}) \quad (1)$$

$$p_{id} = p_{id} + v_{id} \quad (2)$$

Where w denotes the inertia weight, p_{id} denotes the position of i_{th} particle in the d dimension. χ_{id} is the current position. v_{id} is the moving distance in one-step for a particle i and is limited within $[V_{min}, V_{max}]$, where V_{min} and V_{max} are the maximum and the minimum moving distance in one-step, respectively. $rand()$ is a random number function and its values are between 0 and 1. p_{id}^{best} is the best position for p_{id} . p_{gid}^{best} represents the gid th global best position in all particles. c_1 and c_2 are constants. Eq. (1) is used to calculate the particle's new velocity that refers to its previous velocity and the relations between the distance of its current position and its own best position and global best position of all particles. Then, the particle updates its new position by Eq. (2).

B. Integer Wavelet Transform (IWT)

The main problem with wavelet transform is its inability to reduce the loss of information in the original image. For example, if any one of the block of original image having integer pixel values and transformed through a floating point wavelet transform. If the transformed coefficients are changed during the embedding, then this wavelet transform will not provide any guarantee about the integer values of that particular block. The truncation of floating point values will result in loss of information, i.e., the original image cannot be reconstructed effectively. Furthermore, the conventional wavelet transform is, in practice, implemented as a floating-point transform followed by a truncation or rounding since it is impossible to represent transform coefficients in their full accuracy. To avoid this problem, an invertible integer-to-integer wavelet transform based on lifting [21] is used in the proposed scheme. It maps integers to integers and does not cause any loss of information through forward and inverse transforms. The main advantage with Lifting based wavelet transforms is fast and accuracy. They are easy to implement and also doesnot require any additional memory.

The forward transform of a typical lifting scheme usually consists of three steps: split, prediction and update. Consider a signal: $X = \{x(n), n \in Z\}$ with $x(n) \in R$. The implementation of the forward transform is illustrated as below:

(1) *Split*: The original signal X is split into two subsets: even indexed samples x_e and odd indexed sample x_o by means of a sample operation:

$$\begin{cases} x_e = x(2n) \\ x_o = x(2n + 1) \end{cases} \quad (3)$$

After the split operation is completed, the odd set and even set are obtained and the two sets are closely correlated. That is, adjacent samples are much more correlated than those far from each other. It is natural that one can build a good predictor for one set with other set.

(2) *Prediction*: Given the odd indexed samples x_o , a predictor P for the even indexed samples x_e can be designed:

$$\tilde{x}_o = P(x_e) \quad (4)$$

The difference denoted as d between the predicted results and the odd samples is considered as the detail coefficients of the signal $x(n)$, and it is expressed as:

$$d = x_o - \tilde{x}_o = x_o - P(x_e) \quad (5)$$

(3) *Update*: Knowing the even sample e x and the detail coefficients d , the approximation coefficients c are calculated using the updating operator U as:

$$c = x_e + U(d) \quad (6)$$

The inverse transform can immediately be derived from the forward transform by running the lifting scheme backwards.

C. Singular value Decomposition

SVD [22] is an important tool in linear algebra, which is widely applied in many research fields such as principal component analysis, canonical correlation analysis and data compression. Let X denotes a matrix with size $M \times N$. The decomposition for X can be represented by (7),

$$X = \begin{bmatrix} X(1,1) & X(1,2) & \dots & X(1,N) \\ X(2,1) & X(2,2) & \dots & X(2,N) \\ \vdots & \vdots & \ddots & \vdots \\ X(M,1) & X(M,2) & \dots & X(M,N) \end{bmatrix}$$

$$X = USV^T \quad (7)$$

Where U and V components are composed of eigenvectors of matrix X, and T represents the conjugate transpose operation. The U and V^T components are called the left eigenvector and right eigenvector, respectively. The two components are also orthogonal matrices, which can be specified by (8),

$$I_M = U_M^T U_M \quad (8)$$

$$I_N = V_N^T V_N$$

Where I_M and I_N are identity matrices with size M×M and N×N, respectively. The component S is a singular value matrix in SVD domain, and is a diagonal matrix with non-negative real numbers,

$$S_{MN} = \begin{bmatrix} \sigma(1,1) & 0 & \dots & 0 \\ 0 & \ddots & \dots & 0 \\ \vdots & \vdots & \ddots & \vdots \\ 0 & 0 & \dots & \sigma(M,N) \end{bmatrix} \quad (9)$$

Where $\sigma(1,1) \geq \sigma(2,2) \geq \dots \geq \sigma(M,N) \geq 0$

IV. Proposed Watermarking Scheme

The complete details of the proposed approach are illustrated in this section. The proposed approach is accomplished in two phases, embedding phase and extracting phase. The respective block diagrams for embedding and extracting in shown in figure.1 (a) and 1(b) respectively.

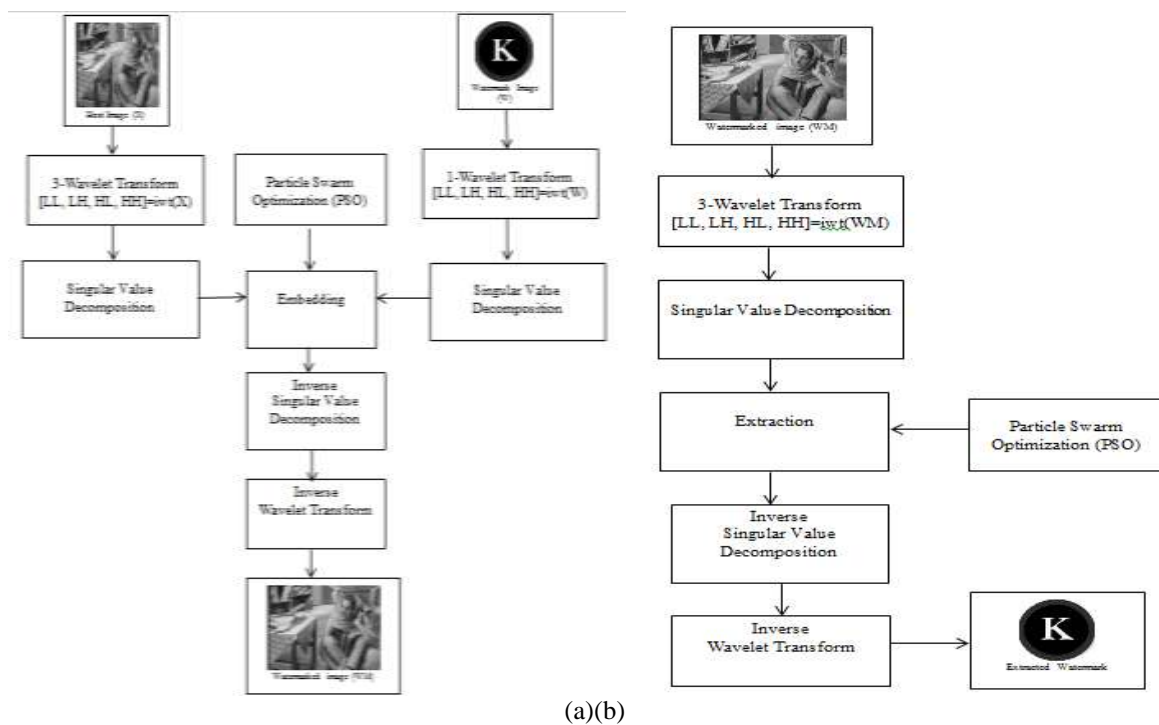


Figure.1 Block diagram of proposed watermarking approach (a) embedding (b) extracting

A. Embedding Procedure

The block diagram shown in figure.1 (a) describes the embedding procedure of proposed watermarking approach. Here, the PSO is used twice for the selection of watermarking constant alpha (α). Generally, the singular values of LL sub-band are much more than the singular value of remaining sub-bands such as LH, HL and HH. So, two watermarking constants are derived through PSO. They are designated as α_{LL} and $\alpha_i, i \in LH, HL, HH$ for embedding of singular values of LL sub-band of Host image (X) with singular value of LL band of watermark image (W) and the embedding of remaining bands respectively. Since, it is already revealed that, as the value of watermarking constant increases, it increases the robustness but decreases the quality. Also, the LL band having fewer variations whose effect will be less on the watermark, the watermarking constant α_{LL} will be chosen as high compared to α_i . For both, PSO gives the optimized value such that there will be a tradeoff between the robustness and imperceptibility. The details procedure of embedding is described below:

Step 1: Decompose the Host image (X) through IWT into the four sub-bands such as LL, LH, HL and HH.

Step 2: Perform SVD for LL band and also for remaining bands as

$$A_{LL}^X = U_{LL}^X S_{LL}^X (V_{LL}^X)^T \quad (10)$$

$$A_i^X = U_i^X S_i^X (V_i^X)^T, i \in LH, HL, HH \quad (11)$$

Step 3: Decompose the watermark image (W) through IWT into the four sub-bands such as LL, LH, HL and HH.

Step 4: Perform SVD for LL band and also for remaining bands as

$$A_{LL}^W = U_{LL}^W S_{LL}^W (V_{LL}^W)^T \quad (12)$$

$$A_i^W = U_i^W S_i^W (V_i^W)^T, i \in LH, HL, HH \quad (13)$$

Step 5: Modify the singular values (A^X) of every band of host image by embedding the singular values (A^W) of every band of watermark image as

$$A_{LL}^{WI} = A_{LL}^X + \alpha_{LL} A_{LL}^W \quad (14)$$

$$A_i^{WI} = A_i^X + \alpha_i A_i^W, i \in LH, HL, HH \quad (15)$$

Where A_{LL}^{WI} are the singular values of LL band of watermarked image, A_i^{WI} are the singular values of remaining bands of watermarked image. α is the scaling factor ($\alpha_{LL} = 0.05$ for LL sub-band embedding and $\alpha_i = 0.005$ for embedding the remaining bands (LH, HL and HH)).

Step 6: apply inverse SVD on the altered singular values of all bands. The new bands are denoted as $WI_{LL}, WI_{LH}, WI_{HL}, WI_{HH}$

Step 7: The watermarked image is then obtained after applying the inverse IWT on the four sets of modified IWT coefficients.

$$WI = IWT^{-1}(WI_{LL}, WI_{LH}, WI_{HL}, WI_{HH}) \quad (16)$$

Where, WI represents the watermarked image.

B. Extraction Procedure

Figure.1 (b) describes the extraction procedure of the proposed watermarking technique. Here, the extraction is applied to extract the watermark image and also the host image. The main intention of IWT is to reduce the information loss. Here, the same IWT is applied on the distorted watermarked image denoted as WI^* . The same optimization procedure is carried out here through PSO to find the efficient watermarking constant for both LL band extraction and remaining bands extraction. The complete procedure is described below:

Step 1: decompose the distorted watermarked image WI^* through IWT into sub-bands such as LL, LH, HL and HH.

Step 2: Perform SVD for LL band and also for remaining bands as

$$A_{LL}^{WI^*} = U_{LL}^X S_{LL}^X (V_{LL}^X)^T \quad (17)$$

$$A_i^{WI^*} = U_i^X S_i^X (V_i^X)^T, i \in LH, HL, HH \quad (18)$$

Step 3: extract the singular values of all bands ($A_{LL}^{WI^*}$ and $A_i^{WI^*}$) of watermark image from the singular values of distorted watermarked image as

$$A_{LL}^{W^*} = \frac{(A_{LL}^{WI^*} - A_{LL}^X)}{\alpha_{LL}} \quad (19)$$

$$A_i^{W^*} = \frac{(A_i^{WI^*} - A_i^X)}{\alpha_i}, i \in LH, HL, HH \quad (20)$$

Step 4: then the distorted bands will be obtained by performing SVD on the obtained singular values of all bands as $W_{LL}^*, W_{LH}^*, W_{HL}^*, W_{HH}^*$.

Step 5: Then the final watermark can be extracted by applying inverse IWT on the obtained distorted wavelet bands as

$$W^* = IWT^{-1}(W_{LL}^*, W_{LH}^*, W_{HL}^*, W_{HH}^*) \quad (21)$$

Where W^* is the extracted watermark.

V. Simulation Results

In this section, the performance of proposed approach was analyzed under various experiments. For performance evaluation, the considered host images and watermark images are shown in figure.2 and figure.3 respectively. To investigate the robustness of proposed approach, the watermarked image was subjected to eight attacks such as: (1) Gaussian noise Attack (GNA) with noise variance 0.01, (2) salt & pepper noise attack (SPA) with noise variance as 0.01, (3) Median Filtering attack (MFA) with average window size of 3X3, (4) Histogram Equalization attack (HEA), (5) Rotation attack (RA) with rotation of 30°, (6) Contrast Enhancemnet attack (CEA) with contrats limit of 0.03, (7) cropping attack (CA) and (8) Scalling Attack (SA) with bi-cubic. To evaluate the performance of proposed approach, four performrance metrics such as Mean Square Error (MSE), Peak Signal to Noise Ratio (PSNR), Normalized Correlation (NC) and Structural Similarity Index Measure (SSIM) were considered and the respective mathematical formulation is given as,

$$MSE = \frac{1}{M \times N} \sum_{i=1}^M \sum_{j=1}^N (w(i, j) - w^*(i, j))^2 \quad (22)$$

Where

w = original watermark image

w^* = extracted watermark image

$$PSNR = 10 * \log_{10} \left(\frac{255^2}{MSE} \right) \quad (23)$$

$$NC = \frac{\sum_{i=1}^M \sum_{j=1}^N w(i, j) * w^*(i, j)}{\sqrt{(\sum_{i=1}^M \sum_{j=1}^N w(i, j)^2) * (\sum_{i=1}^M \sum_{j=1}^N w^*(i, j)^2)}} \quad (24)$$

$$SSIM = \frac{\sum_i \sum_j w(i, j) \otimes w^*(i, j)}{\sqrt{\sum_i \sum_j (w(i, j))^2 * (\sum_i \sum_j (w^*(i, j))^2)}} \quad (25)$$

The NC is also used for the evaluation of fitness function of PSO. The fitness function of PSO is defined as

$$fitness(s_j) = 1 - Average(NC_j)$$

$$NC_j = \frac{1}{n_{attack}} \sum_{k=1}^{n_{attack}} NC(w, w_j^{*,k}) \quad (26)$$

Where $w_j^{*,k}$ represents the extracted watermark through the proposed approach characterized by the position of the j_{th} particle. The smaller fitness value means the better robustness. Let, n_{attack} signifies the number of attacks, here the n_{attack} is set to 8. Because, totally eight types of attacks are simulated in the simulation.

Performance metrics was evaluated for both No attack and Attack scenarios. At each and every stage, the proposed approach was compared with 3-level DWT based watermarking using PSO [19]. Complete attacks are applied on the watermarked images obtained through the conventional and proposed approaches and the obtained results are shown in table.1.




Figure.2 Host images (a) Barbara, (b) Baboon (c) peppers




Figure.3 Watermark images (a) Key (b) Rose (c) cameraman

Table.1. Observed results (watermarked image & extracted watermark image)

































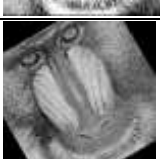





















Scenario	Results (Case 1)		Results (Case 2)		Results (Case 3)	
	Watermarked	Extracted	Watermarked	Extracted	Watermarked	Extracted
No Attack						
GNA						
SPA						
MFA						
HEA						
RA						
CEA						
CA						
SA						

Table. 2. Performance analysis in the case of attack scenario for Baboon with key

Attack	Tao.et.al[19]				Proposed Approach			
	MSE	PSNR	NC	SSIM	MSE	PSNR	NC	SSIM
NA	0.9424	48.3883	0.9898	0.9818	0.7473	49.3960	0.9921	0.9859
GNA	2.4266	44.2809	0.8305	0.9612	1.7801	45.6263	0.8621	0.9614
SPA	3.1993	43.0802	0.9354	0.9245	1.6602	45.9292	0.9422	0.9309
MFA	2.0834	44.9430	0.9476	0.9297	1.9492	45.2322	0.9490	0.9410
HEA	207.66	24.9571	0.8811	0.9116	124.32	27.1852	0.9021	0.9251

RA	1025.3	18.0205	0.8613	0.8764	593.36	20.3949	0.8910	0.8919
CEA	139.99	26.6960	0.9441	0.9614	71.4238	29.5921	0.9508	0.9619
CA	1050.9	17.9152	0.6821	0.8115	658.32	19.9432	0.7051	0.8177
SA	20.9701	34.9148	0.9726	0.9778	13.2468	36.9097	0.9754	0.9806

Table. 3. Performance analysis in the case of attack scenario for Baboon with Rose

Attack	Tao.et.al[19]				Proposed Approach			
	MSE	PSNR	NC	SSIM	MSE	PSNR	NC	SSIM
NA	1.2793	47.0793	0.9875	0.9795	0.8270	48.9560	0.9898	0.9836
GNA	1.6978	45.8320	0.8815	0.9635	1.1859	47.3903	0.8835	0.9644
SPA	2.6239	43.9414	0.9465	0.9145	1.4763	46.4392	0.9608	0.9445
MFA	1.6672	45.9109	0.9428	0.9319	1.2221	47.2599	0.9586	0.9409
HEA	226.65	24.5865	0.8611	0.9160	121.58	27.2819	0.8846	0.9297
RA	753.52	19.3599	0.8586	0.8775	450.76	21.5913	0.8820	0.8854
CEA	105.13	27.9135	0.9231	0.9608	69.8137	29.6914	0.9321	0.9622
CA	1071.7	18.0570	0.6589	0.8092	835.71	18.9102	0.7261	0.8116
SA	16.1217	36.0567	0.9714	0.9774	15.6322	36.1906	0.9744	0.9811

Table.2 and Table.3 represents the values of metrics obtained in the case of no attack and attack scenario for Barbara with key and for Barbara with rose respectively. In the case of noattack scenario, the PSO is applied without subjecting the watermarked image to any attack. By simply changing the value of swarms the best fitness vlue was found out. After extracting the watermark image form the watermarked image, it was subjected to numerical evaluation. Under this evaluation, the performance metrics such as PSNR, NC and SSIM are measuerd. The obatined metrics are observed to be better for the proposed approach compared to Tao.et.al [19]. To further analyze the performance of proposed approach, a similar case study was performed by embedding cameraman image into the Peppers image. The obtained PSNR, NC and SSIM for both the conventional DWT-PSO and the proposed approach are shown the following figures.

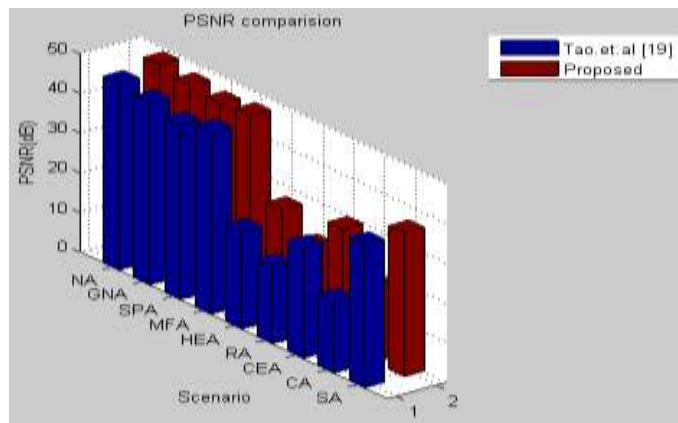


Figure.4 PSNR comparison for peppers with cameraman

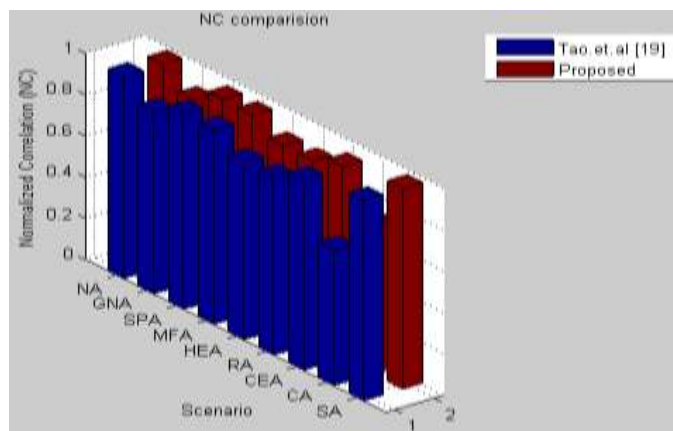


Figure.5 NC comparison for peppers with cameraman

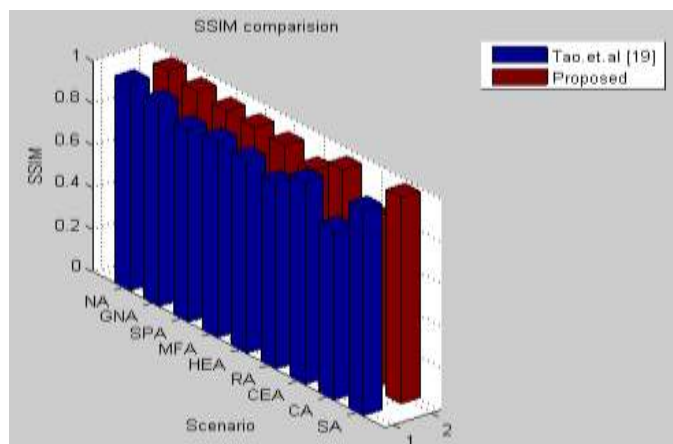


Figure.6 SSIM comparison for peppers with cameraman

Figure.4 to figure.6 describes the performance of proposed approach with respect to PSNR, NC and SSIM for the test case of peppers image with cameraman. In this case, the cameraman is embedded into the peppers image through the proposed approach. From the above figures, it can be observed that, for every case, the proposed approach having optimal PSNR, NC and SSIM compared to Tao.et.al [19]. Due to the dual optimization of watermarking constant at LL band and at remaining bands, the proposed approach achieved a better performance compared to conventional approach.

VI. Conclusion

In this paper, a new image watermarking approach was proposed based on Integer wavelet transform and particle swarm optimization. The main objective of IWT is to reduce the information loss which is the main drawback with conventional floating point wavelet transforms. PSO is utilized to optimize the strength of watermarking constant such that there should be a tradeoff between the robustness and the imperceptibility. Simulation is carried out over various images and also over various attacks. An optimized alpha value is selected by considering all the attacks through PSO algorithm. In this approach, the alpha optimization is carried out for two phases, one is for low variance information (LL band) and another is for high variance information (LH,HL and HH bands). The range of watermarking constant derived through PSO for LL band is high compared to the watermarking constant of remaining bands. The simulation results also revealed that the proposed approach is robust for all types of attacks compared with conventional approach.

References

- [1] H.-H. Tsai, J.-S. Cheng, "Adaptive signal-dependent audio watermarking based on human auditory system and neural networks", *Applied Intelligence* 23 (3) (2005) 191–206.
- [2] H.-H. Tsai, W.-Y. Wang, "Genetic-based adaptive image watermarking using local image and image features", *Imaging Science Journal* 54 (2) (2006) 65–79.
- [3] H.-H. Tsai, D.-W. Sun, "Color image watermark extraction based on support vector machines", *Information Sciences* 177 (2) (2007) 550–569.
- [4] Z.-J. Lee, S.-W. Lin, S.-F. Su, C.-Y. Lin, "A hybrid watermarking technique applied to digital images", *Applied Soft Computing* 8 (1) (2008) 798–808.
- [5] M. Barni, F. Bartolini, V. Cappellini, and A. Piva, "A DCT domain system for robust image watermarking," *Signal Processing*, vol. 66, no. 3, (1998), pp. 357–372.
- [6] D. Kundur and D. Hatzinakos, "A robust digital image watermarking method using wavelet-based fusion," in *Proceedings of the International Conference on Image Processing*, vol. 3, (1997), pp. 544–547.
- [7] S.-H. Wang and Y.-P. Lin, "Wavelet tree quantization for copyright protection watermarking," *IEEE Transactions on Image Processing*, vol. 13, no. 2, (2004), pp. 154–165.
- [8] B. K. Lien and W. H. Lin, "A watermarking method based on maximum distance wavelet tree quantization," in *Proceedings of the 19th Conference on Computer Vision, Graphics and Image Processing*, 2006.
- [9] G.-D. Wu and P.-H. Huang, "Image watermarking using structure based wavelet tree quantization," in *Proceedings of the 6th IEEE/ACIS International Conference on Computer and Information Science (ICIS '07)*, IEEE, July 2007, pp. 315–319.
- [10] M. J. Tsai, "Security enhancement by adopting the chaotic system for wavelet tree based digital image watermarking," in *Proceedings of the 16th IEEE International Conference on Image Processing (ICIP '09)*, IEEE, November 2009, pp. 3661–3664.
- [11] R.-S. Run, S.-J. Horng, W.-H. Lin, T.-W. Kao, P. Fan, and M. K. Khan, "An efficient wavelet-tree-based watermarking method," *Expert Systems with Applications*, vol. 38, no. 12, (2011), pp. 14357–14366.
- [12] F. Davoine, "Comparison of two wavelet based image watermarking schemes," in *Proceedings of the International Conference on Image Processing (ICIP '00)*, vol. 3, IEEE, Vancouver, Canada, September 2000, pp. 682–685.
- [13] G. Zhang, S. Wang, and Q. Wen, "An adaptive block-based blind watermarking algorithm," in *Proceedings of the 7th International Conference on Signal Processing (ICSP '04)*, IEEE, August 2004, pp. 2294–2297.
- [14] F. Khelifi, A. Bouridane, F. Kurugollu, and A. I. Thompson, "An improved wavelet-based image watermarking technique," in *Proceedings of the IEEE Conference on Advanced Video and Signal Based Surveillance (AVSS '05)*, IEEE, Como, Italy, 2005, pp. 588–592.

- [15] Y.-R. Wang, W.-H. Lin, and L. Yang, "An intelligent watermarking method based on particle swarm optimization," *Expert Systems with Applications*, vol. 38, no. 7, (2011), pp. 8024–8029.
- [16] V. S. Verma and R. K. Jha, "Improved watermarking technique based on significant difference of lifting wavelet coefficients," *Signal, Image and Video Processing*, 2014.
- [17] H.-H. Tsai, Y.-J. Jhuang, and Y.-S. Lai, "An SVD-based image watermarking in wavelet domain using SVR and PSO," *Applied Soft Computing*, vol. 12, no. 8, (2012), pp. 2442–2453.
- [18] Zheng, Y., Wu, C. H., Lu, Z. M., & Ip, W. H. Optimal robust image watermarking based on PSO and HVS in integer DCT domain. *International Journal of Computer Sciences and Engineering System*, 2(4), (2008), 281–287.
- [19] Hai Tao, JasniMohamadZain, "A wavelet-based particle swarm optimization algorithm for digital image watermarking", *Integrated Computer-Aided Engineering* 19 (2012) 81–91.
- [20] Kennedy, J., & Eberhart, R. Particle swarm optimization. In *Proceedings of IEEE international conference on neural networks*, Perth, WA, (1995), pp. 1942–1948.
- [21] A. R. Calderbank, I. Daubechies, W. Sweldens, and B. L. Yeo, "Wavelet transforms that map integers to integers," *Appl. Comput. Harmonics Anal.*, vol. 5, no. 3, (1998), pp. 332–369.
- [22] A. A. Mohammad, A. Alhaj, and S. Shaltaf, "An improved SVD based watermarking scheme for protecting rightful ownership," *Signal Processing*, vol. 88, no. 9, (2008), pp. 2158–2180.
- [23] R. Surya PrakasaRao, Dr. P. Rajesh Kumar, "An Efficient Genetic Algorithm Based Gray scale Digital Image watermarking for Improving the Robustness and Imperceptibility", *International Conference on Electrical, Electronics, and Optimization Techniques (ICEEOT) – 2016*.
- [24] Vahedi, E., Lucas, C., Zoroofi, R. A., & Shiva, M. A new approach for image watermarking by using particle swarm optimization. In *Proceedings of IEEE ICSPC, Dubai, (2007)*, pp. 1383–1386.

IOSR Journal of Electronics and Communication Engineering (IOSR-JECE) is UGC approved Journal with SI. No. 5016, Journal no. 49082.

Venkata Subba Reddy K. "An Intelligent And Robust Digital Image Watermarking Scheme For Security Enhancement." *IOSR Journal of Electronics and Communication Engineering (IOSR-JECE)*, vol. 12, no. 5, 2017, pp. 45–54.